

ALTO SHAAM®
HALO HEAT®

HN2-48 SERIES HN2SYS-48 SERIES

HEATED DISPLAY SYSTEMS



HN2-48



HN2SYS-48



• HALO HEAT ... a controlled, uniform heat source that gently holds and surrounds food for better appearance, taste, and longer holding life.

• Holds and displays hot food fresh and moist for hours — without adding water.

• Expandable system to meet your specific requirements.

• Matches profile of leading refrigerated display case.

• **HOT DISPLAY CASE**

— Curved glass styling.

— Displays hot food without condensation on glass.

— Thermostatically controlled heat source radiates from the base of the display case in multiple heat zones.

— Overhead light zones with shatterproof coated bulbs.

— Holds a full range of standard (gastronorm) pan sizes, full-size or half-size sheet pans.

— Tempered sliding glass doors reflect heat back into the products and mirror the display to enhance merchandising effect.

• **DECORATOR BASE**

— Standard black painted front and end panels.

• **SELF-SERVICE HOT DISPLAY**

— Customer self-service opening is available across the full length of case.

— Front mounted heat-guard provides customer protection.

The display case is constructed of 18 gauge, non-magnetic stainless steel. A curved, tempered glass front encloses the display case and can be lifted to a 90 degree angle for easy cleaning. Removable, sliding glass doors on the operator side are included. Sliding door tracks have a "clean sweep" cutout allowing for easy cleaning and crumb removal. Framed end clear glass with rubber gasket material protects glass edges from chipping and breakage. The base is divided into two (2) individually managed heat zones with each zone controlled by a separate thermostat with a range of 1 through 10 and heat-on indicator light. Overhead lights are controlled by ON/OFF switches in two (2) light zones. Two (2) 125V plug outlets are available as an option on 120/208-240V units only. Counter-top display cases include one set of 6" (152mm) legs.

HN2-48 - 48" (1219mm) length

HN2SYS-48 - 48" (1219mm) length, with base

HN2-48/P - 48" (1219mm) length, 47-5/16" (1202mm) self-service opening across full length of case front

HN2SYS-48/P - 48" (1219mm) length, with base, 47-5/16" (1202mm) self-service opening across full length of case front

FACTORY INSTALLED OPTIONS

• The system base is not sold as a separate item. Order the full HN2SYS model to receive the base.

• Panel Color Choices

➤ Specify color choice:

Black, standard

Stainless Steel

Custom Color

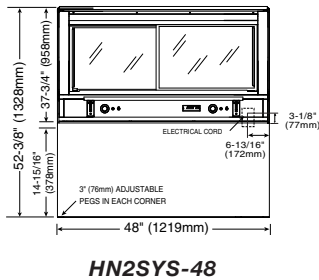
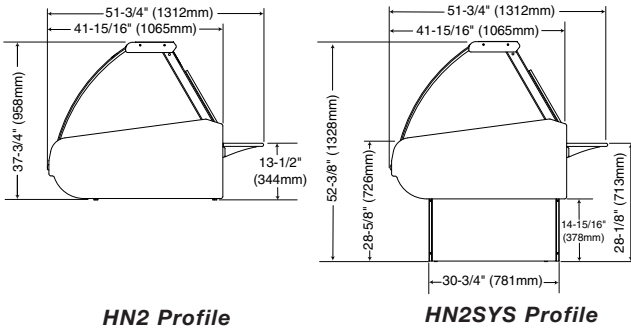


ALTO SHAAM®


W164 N9221 Water Street • P.O. Box 450 • Menomonee Falls, Wisconsin 53052-0450 • U.S.A.
PHONE: 262.251.3800 800.558.8744 U.S.A./CANADA FAX: 262.251.7067 800.329.8744 U.S.A. ONLY

www.alto-shaam.com





DIMENSIONS (H X W X D)
EXTERIOR, COUNTER-TOP MODEL WITH LEGS: 37-3/4" x 48" x 51-3/4" (958mm x 1219mm x 1312mm)
EXTERIOR, WITH BASE: 52-3/8" x 48" x 51-3/4" (1328mm x 1219mm x 1312mm)
WELL DIMENSIONS (W X L X D): 27-3/16" x 45-5/16" x 4-1/2" (690mm x 1151mm x 114mm)

ELECTRICAL				
VOLTAGE	PHASE	CYCLE/HZ	AMPS	kW
120/208-240 (AGY)	1	50/60	13.8	3.3
at 208	1	50/60	11.6	2.5
at 240	1	50/60	13.0	3.1
230 (AGY)	1	50/60	12.6	2.9
230	1	50/60	12.6	2.9
NEMA L14-20P 20A, 250V PLUG 				
BARE END, NO PLUG				

PAN CONFIGURATION*		
PAN SIZE	DIMENSIONS	QTY.
FULL-SIZE & ONE-THIRD**:	12" x 20" x 2-1/2" (GN 1/1)	3
	12" x 6" x 2-1/2" (GN 1/3)	3
HALF-SIZE & ONE-THIRD**:	12" x 10" x 2-1/2" (GN 1/2)	6
	12" x 6" x 2-1/2" (GN 1/3)	3
FULL-SIZE SHEET PANS:	18" x 26" x 1"	2
MAX. CAPACITY/VOLUME:	48 lbs (22 kg) 30 qts (36 L)	

* Pans are not included with display case.
 ** Will also accept 4" (100mm) deep pans.

INSTALLATION REQUIREMENTS

Display case must be installed level. The display case must not be installed in any area where it may be affected by steam, grease, dripping water, high temperatures, or any other severely adverse conditions.

Do not install a heated display case near a cold air source such as a freezer, air conditioning vents, or in any area where outside air fluctuation can affect performance.

WEIGHT (EST.)

MODEL	NET	SHIP
HN2-48	305 lb (138 kg)	380 lb (172 kg)
HN2SYS-48	350 lb (159 kg)	425 lb (193 kg)
HN2-48/P	305 lb (138 kg)	380 lb (172 kg)
HN2SYS-48/P	350 lb (159 kg)	425 lb (193 kg)

CRATED DIMENSIONS (EST.): H X W X D
 HN2-48: 45" x 60" x 55" (1143mm x 1524mm x 1397mm)
 HN2SYS-48: 60" x 60" x 66" (1524mm x 1524mm x 1664mm)

SPECIFICATIONS

- Six (6) overhead lights with two (2) light zones.
- Two (2) base heat zones with two (2) adjustable thermostats with a range of 1 through 10, and two (2) heat-on indicator lights.
- Two (2) tinted, reflective, tempered glass sliding doors on operator side.
- One (1) 10" x 36" (254mm x 914mm) operator-side work shelf.
- Self-serve model HN2-48/P has a self-serve pan insert 26-7/16" x 45-3/16" x 2" (672mm x 1148mm x 51mm) and includes two (2) Wire Pan Grids.

OPTIONS & ACCESSORIES

<input type="checkbox"/> BUTTING KIT	5009003	<input type="checkbox"/> SHEET PAN DIVIDER BAR PACKAGE	5002802
<input type="checkbox"/> GAUGE, INTERIOR AMBIENT TEMP.	GU-33384	<input type="checkbox"/> TEMPERATURE PROBE	5004916
<input type="checkbox"/> GLASS, TEMPERED END PANE, BRONZE KIT	5008529	<input type="checkbox"/> THERMOSTAT GUARD COVER PLATE	5007660
<input type="checkbox"/> PAN INSERT, SELF-SERVICE 4" (102mm) DEEP	1001990	<input type="checkbox"/> WORK SHELF WITH GRAVY LANE	5005638
<input type="checkbox"/> PLATFORM SCALE	55265		