

HN2-96 SERIES HN2SYS-96 SERIES

HEATED DISPLAY SYSTEMS



HN2-96



HN2SYS-96



- HALO HEAT ... a controlled, uniform heat source that gently holds and surrounds food for better appearance, taste, and longer holding life.
- Holds and displays hot food fresh and moist for hours — without adding water.

- Expandable system to meet your specific requirements.
- Matches profile of leading refrigerated display case.

•HOT DISPLAY CASE

- Curved glass styling.
- Displays hot food without condensation on glass.
- Protected with an environmentally friendly bumper, made of 93% pre-consumer polycarbonate waste and is 100% recyclable.
- Thermostatically controlled heat source radiates from the base of the display case in multiple heat zones.
- Overhead light zones with shatterproof coated bulbs.
- Holds a full range of standard (gastronorm) pan sizes, full-size or half-size sheet pans.
- Tempered sliding glass doors reflect heat back into the products and mirror the display to enhance merchandising effect.

•DECORATOR BASE

- Standard black painted front and end panels.

•SELF-SERVICE HOT DISPLAY

- Customer self-service opening is available on right side or left side of case.
- Front mounted heat-guard provides customer protection.

The display case is constructed of 18 gauge, stainless steel. Tempered glass front encloses the display case and can be lifted to a 90 degree angle for easy cleaning. Removable, sliding glass doors on the operator side are included. Sliding door tracks have a "clean sweep" cutout allowing for easy cleaning and crumb removal. Framed end glass with rubber gasket material protects glass edges from chipping and breakage. The base is divided into three (3) individually managed heat zones with each zone controlled by a separate thermostat with a range of 1 through 10 and heat-on indicator light. Overhead lights are controlled by ON/OFF switches in two (2) light zones. Two (2) 125V plug outlets are available as an option on 120/208-240V units only. Counter-top display cases include one set of 6" (152mm) legs.

- HN2-96 - 96" (2438mm) length

- HN2SYS-96* - 96" (2438mm) length, with base

- HN2-96/PL - 96" (2438mm) length, 23-3/4" (603mm) self-service opening on left side of case front

- HN2SYS-96/PL* - 96" (2438mm) length, 23-3/4" (603mm) with base, self-service opening on left side of case front

- HN2-96/PR - 96" (2438mm) length, 23-3/4" (603mm) self-service opening on right side of case front

- HN2SYS-96/PR* - 96" (2438mm) length, with base, 23-3/4" (603mm) self-service opening on right side of case front

*The system base is not sold as a separate item. Order the full HN2SYS model to receive the base.



FACTORY INSTALLED OPTIONS

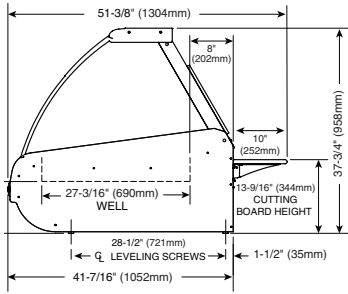
- | | | | |
|---|--|--|---|
| <ul style="list-style-type: none"> • Electrical Choices <input type="checkbox"/> 120/208-240V <input type="checkbox"/> 230V <input type="checkbox"/> 380/415V | <ul style="list-style-type: none"> • Panel Color Choices <input type="checkbox"/> Black, standard <input type="checkbox"/> Stainless Steel, optional <input type="checkbox"/> Custom Color, optional | <ul style="list-style-type: none"> • End Glass Choices <input type="checkbox"/> Clear Glass, standard <input type="checkbox"/> Solar Bronze Glass, optional | <ul style="list-style-type: none"> • System Height Choices <input type="checkbox"/> 52-1/4" (1326mm), standard <input type="checkbox"/> 48" (1218mm), optional |
| <ul style="list-style-type: none"> <input type="checkbox"/> Independent Electrical Outlet, optional | <ul style="list-style-type: none"> <input type="checkbox"/> Temperature Gauge, optional | <ul style="list-style-type: none"> <input type="checkbox"/> Temperature Probe, optional | |



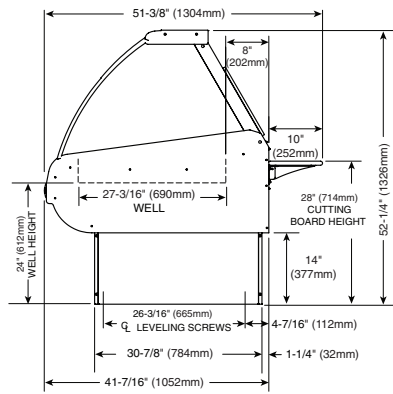
W164 N9221 Water Street • P.O. Box 450 • Menomonee Falls, Wisconsin 53052-0450 • U.S.A.

PHONE: 262.251.3800 800.558.8744 U.S.A./CANADA FAX: 262.251.7067 800.329.8744 U.S.A. ONLY

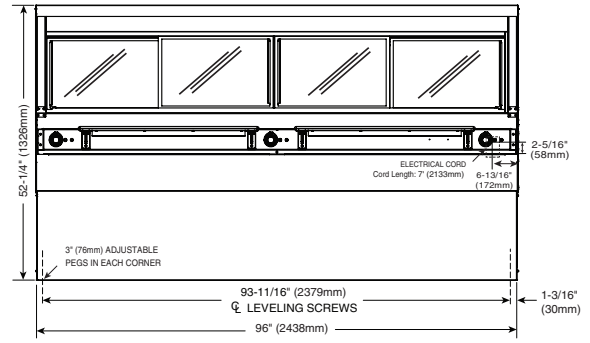
www.alto-shaam.com



HN2 Profile



HN2SYS Profile (STANDARD HEIGHT BASE SHOWN)



HN2SYS-96 (STANDARD HEIGHT BASE SHOWN)

DIMENSIONS (H X W X D)
EXTERIOR, COUNTER-TOP MODEL WITH LEGS: 37-3/4" x 96" x 51-3/8" (958mm x 2438mm x 1304mm)
EXTERIOR, WITH STANDARD HEIGHT BASE: 52-1/4" x 96" x 51-3/8" (1326mm x 2438mm x 1304mm)
EXTERIOR, WITH OPTIONAL HEIGHT BASE: 48" x 96" x 51-3/8" (1218mm x 2438mm x 1304mm)
WELL DIMENSIONS (W X L X D): 27-3/16" x 45-5/16" x 4-1/2" (690mm x 1151mm x 114mm)

INSTALLATION REQUIREMENTS
Display case must be installed level. The display case must not be installed in any area where it may be affected by steam, grease, dripping water, high temperatures, or any other severely adverse conditions.
Do not install a heated display case near a cold air source such as a freezer, air conditioning vents, or in any area where outside air fluctuation can affect performance.

WEIGHT (EST.)		
MODEL	NET	SHIP
HN2-96	769 lb (349 kg)	894 lb (406 kg)
HN2SYS-96	864 lb (392 kg)	989 lb (449 kg)
HN2-96/PL; /PR	769 lb (349 kg)	894 lb (406 kg)
HN2SYS-96/PL; /PR	864 lb (392 kg)	989 lb (449 kg)
CRATED DIMENSIONS: L X W X H (EST.)		
HN2-96: 55" x 85" x 45" (1397mm x 2159mm x 1143mm)		
HN2SYS-96: 66" x 108" x 60" (1664mm x 2743mm x 1524mm)		

ELECTRICAL					
VOLTAGE	PHASE	CYCLE/HZ	AMPS	kW	
120/208-240 (AGCY)	1	50/60	24.0	5.2	NEMA L14-30P
AT 208	1	50/60	24.0	5.2	30A, 250V PLUG
AT 240	1	50/60	24.0	5.2	(COUNTER TOP & SYSTEM)
230	1	50	24.9	4.2	BARE END, NO PLUG (COUNTER TOP & SYSTEM)
380-415 (AGCY)	3	50/60	10.7	4.4	BARE END, NO PLUG (COUNTER TOP & SYSTEM)
AT 380	3	50/60	9.7	3.9	
AT 415	3	50/60	10.3	4.6	

PAN CONFIGURATION*		
PAN SIZE	DIMENSIONS	QTY.
FULL-SIZE & ONE-THIRD**:	12" x 20" x 2-1/2" (GN 1/1)	7
	12" x 6" x 2-1/2" (GN 1/3)	7
HALF-SIZE & ONE-THIRD**:	12" x 10" x 2-1/2" (GN 1/2)	14
	12" x 6" x 2-1/2" (GN 1/3)	7
FULL-SIZE SHEET PANS:	18" x 26" x 1"	4
MAX. CAPACITY/VOLUME:	112 lbs (51 kg) 70 qts (84 L)	

* Pans are not included with display case.
** Will also accept 4" (100mm) deep pans.

SPECIFICATIONS
• Fourteen (14) overhead lights in three (3) light zones.
• Three (3) base heat zones with three (3) adjustable thermostats with a range of 1 through 10, and three (3) heat-on indicator lights.
• Four (4) tinted, reflective, tempered glass sliding doors on operator side.
• Two (2) 10" x 36" (254mm x 914mm) operator-side work shelves.
• Self-serve models 96/PL and 96/PR have a self-serve pan insert 21-5/8" x 26-7/16" x 2" (549mm x 672mm x 51mm) and includes one (1) Wire Pan Grid.

ACCESSORIES			
SEAMLESSLY CONNECT MULTIPLE UNITS			
<input type="checkbox"/> BUTTING KIT, COUNTER TOP	5015252	<input type="checkbox"/> PLATFORM, SCALE	55265
<input type="checkbox"/> BUTTING KIT, SYSTEM	5009003	<input type="checkbox"/> THERMOSTAT GUARD COVER PLATE	5007660
SHEET PAN DIVIDER BAR PACKAGE			
<input type="checkbox"/> FULL-SERVICE	5002805	<input type="checkbox"/> WORK SHELF WITH GRAVY LANE	5005640
<input type="checkbox"/> SELF-SERVICE LEFT-SIDE OR RIGHT-SIDE OF CASES	5002806		